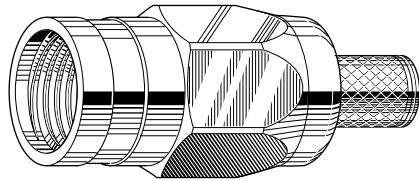


APPLICATIONS

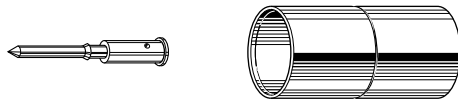
- DIGITAL BROADBAND
- SATELLITE SYSTEMS
- RF EQUIPMENT
- CABLE MODEMS
- HEADENDS

FEATURES

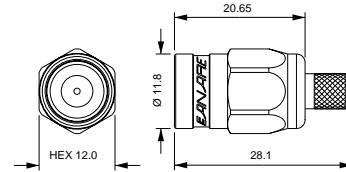
- $\geq 26\text{dB}$ Return Loss DC–2GHz (≤ 1.1 VSWR)
- Crimp Pin & Sleeve Design
- Use with Solid or Stranded Center 75Ω Coax
- Center Pin Snap Locks into Connector
- Superior cable pull strength



FP-C



F MODEL	PINS	SLEEVES
FP-C3	BN1002A	BN7003A
FP-C3F	BN1003A	BN7003A
FP-C4	BN1003A	BN7015A
FP-C4F	BN1004A	BN7015A
FP-C5	BN1004A	BN7016
FP-C51	BN1004A	BN7002
FP-C53A	BN1005A	BN7046
FP-C55A	BN1005A	BN7045
FP-C5F	BN1005A	B75004
FP-C7FA	BN1030	BN7021A
FP-C71A	BN1041	BN7021A



Type	Imp (Ω)	Bandwidth VSWR Return Loss	Body Material Plating	Center Contact Material Plating	Dielectric	Crimp Sleeve Material Plating	Cable Retention lbs. (kgs)	Insulation resistance at 500V DC	Voltage rating for 1 minute	Center contact resistance	Outer contact resistance
Dual Crimp Pin & Sleeve	75	DC to 2GHz ≤ 1.1 > 26 dB	Brass Nickel	Brass Gold	PTFE	Copper Tin	> 55 > 24.9	> 500MΩ	500V AC(rms)	< 5mΩ	< 5mΩ



Most F connectors on the market utilize a coaxial cable's solid inner conductor as the plug's center contact pin. This design can cause near and long term problems from center conductor nicks, bending, dielectric migration, metal fatigue and contact corrosion. Furthermore, this type of commonly installed F connector may also produce signal degradation, outages, poor picture quality, RF leakage problems and most importantly... *an expensive service call.*

To meet the growing demands of advanced Digital Broadband equipment, Canare has developed the world's first precision, high reliability 75Ω F Connector. Electromechanically stable (nickel over brass body, high quality tapped threads, extra wide torque nut, gold crimp pin, extra long crimp sleeve), our FP-C is quick to install using the same Canare strip & crimp tools as our standard 75Ω BNC and RCA plugs.

Canare true 75Ω F Connectors are impedance matched with excellent Return Loss characteristics and can easily handle future "Smart House" RF broadband multimedia networks to 1 GHz and beyond. Will mate with SCTE approved standard F receptacles.

75Ω F Crimp Plugs		CABLE / CONNECTOR / TOOLING X-Reference Chart												
		FP-C3	FP-C3F	FP-C4	FP-C4F	FP-C5	FP-C51	FP-C53A	FP-C55A	FP-C5F	FP-C7FA	FP-C71A		
CANARE CABLE														
		A2V1 A2V2-L V-3C	L-3C2VS	L-3CFB	A3V1-FB A3V2-FB V-3CFB	LV-61S	L-4CFB	V-4CFB	V-5C				L-5CFB V-5CFB	L-7CFB
BELDEN														
					8241 8279 88241	1505A 8241F 8212 9167 9259 9659	1506A			8281 88281 728A 8281B	1694A 9066 9114 89120 9116 633948 9248	1695A 87120 89120 633948 9116P	9290 1189A	1617A 7731A 9011 9064 9252 87292 84232
COMMSCOPE														
						2000 5553 5565 5572 556510	2065V		7501 7506	2227K/V 2229V 5729 5768 F690BVV	2275V 2276V 2277V 2279V	5731		5906 5940 2285K 5914 F115SVV
COAX CABLE STRIPPERS		TS100E TS-V3C	TS100E TS-3C	TS100E TS-3C	TS100E TS-V3C	TS100E TS-4C	TS100E TS-4C	TS100E TS-3C	TS100E TS-4C	TS100E TS-5C	TS100E TS-31C	TS100E	TS100E TS-5C	TS100E
TOOL	TC-1	○	○	○	○	○	○	○	○	○	○	○	○	○
DIE SETS	TCD-3C	●	●	●	●				●		●			
	TCD-35CA	●	●	●	●					●				
	TCD-4C					●	●	●						
	TCD-451CA					●	●	●						
	TCD-5CF												●	
TCD-7CA													●	

● Alternate Die Set.
Note: All Stripper Models are Pre-Set for Canare 75Ω F Crimp Plug Dimensions